

Developing a Women's Health Action Plan

Women's Health Grampians




WHG region




Why?

- Collect targeted local data to increase WHG knowledge and capacity
- Increase WHG profile and partnerships
- Direct future work upstream by supporting service providers




Aims

- Identify strategies to support workers to provide women's health information to rural and regional women
 - Develop strategies to provide health promotion and gendered expertise to support women's health workers
 - Inform WHG about best ways to improve health status of women
- 
- A decorative graphic at the bottom of the slide consisting of a dark teal wavy line at the very bottom, followed by a light grey wavy line above it, creating a stylized horizon or mountain range effect.


Process

- Organisation readiness and support
- Invitations through CEOs and Health Promotion Networks
- Wimmera - 8 focus groups and 1 forum
Grampians Pyrenees - 6 focus groups and 1 forum






Process


- Broad questions
 - Two WHG staff members and one consultant lead discussions
 - Forum working document created from information collected
 - Forum held to validate data and suggest strategies to address issues
- 
- A decorative graphic at the bottom of the slide consisting of a dark teal wavy line at the very bottom, followed by a light teal wavy line, and a white wavy line above that, creating a layered, wave-like effect.

Integrated Approach


- Met with members of the Wimmera Primary Care Partnership and Grampians Pyrenees Primary Care Partnership prior to consultations
- Liaised with key workers/organisations
- All consultations held at Health Services or Local Council Offices



Process Evaluation


- 40 organisations and services engaged
 - Use of consultant
 - Holding forum as follow up to focus groups
 - Improved data and partnerships
 - Use of partnerships and key people
- 
- A decorative graphic at the bottom of the slide consisting of a dark teal wavy line at the very bottom, followed by a light grey wavy line above it, creating a layered, mountain-like effect.

Impact Evaluation

- 9 main themes and contributing factors identified
 - Increased data and knowledge to inform planning and support funding applications and advocacy
 - Increased partnerships
 - Increased WHG worker capacity
- 
- A decorative graphic at the bottom of the slide consisting of a dark teal wavy line at the very bottom, followed by a light grey wavy line above it, creating a layered, mountain-like effect.


Outcome evaluation

- Increased partnerships and project opportunities




Challenges

- Engaging representation from all sectors and locations
- No WHG worker currently based in GP region
- Some people uncertain as to whether to attend



Acknowledgements



WHG would like to acknowledge and thank the following for their support: Dr Lynne Gleeson, Springtech Services; Judy Perkins, Department of Human Services Grampians Region and the member organisations and service providers in the Grampians Pyrenees and Wimmera Primary Care Partnership regions.

